

2037296

2037297

2037298

2037300

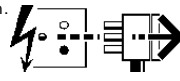
2038964

2038965

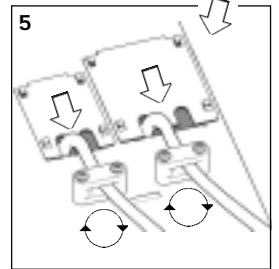
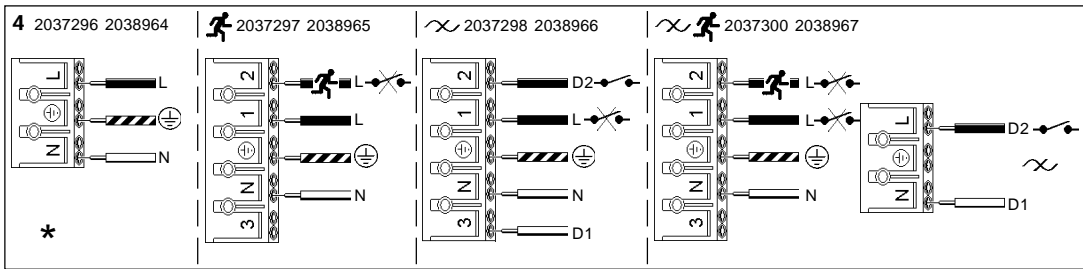
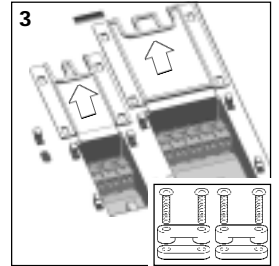
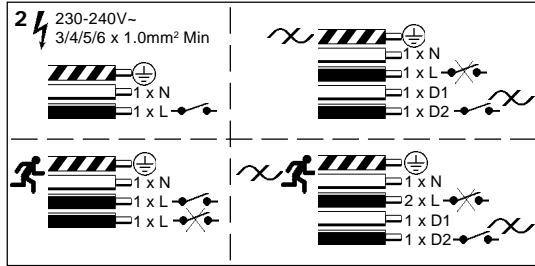
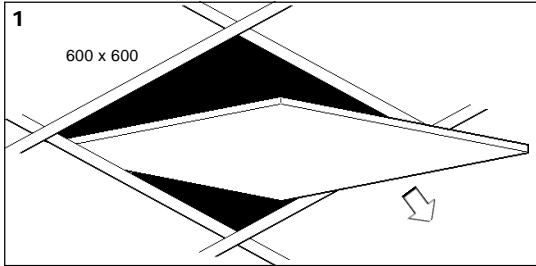
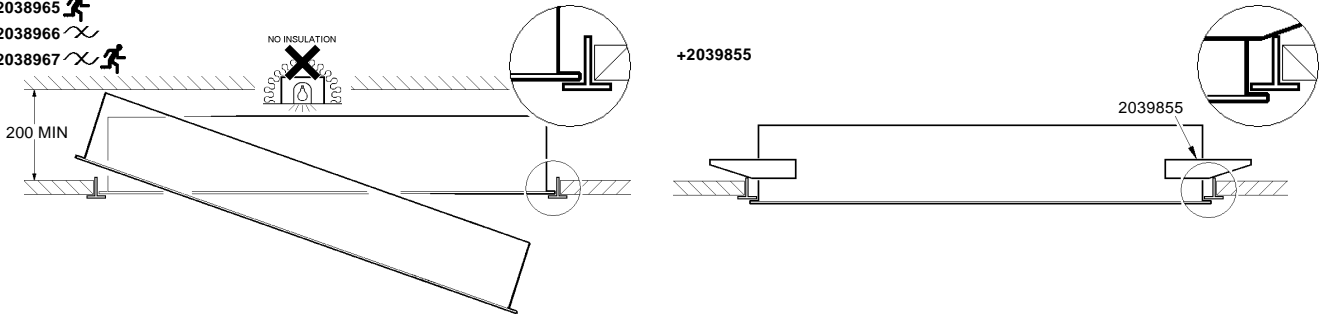
2038966

2038967

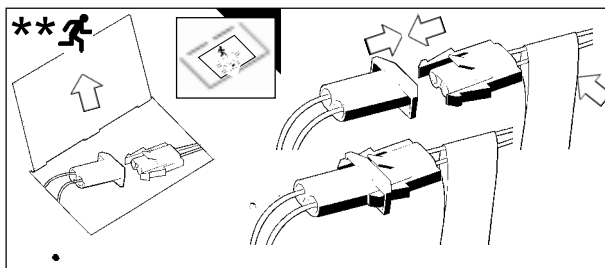
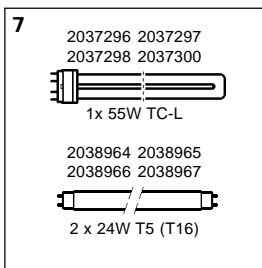
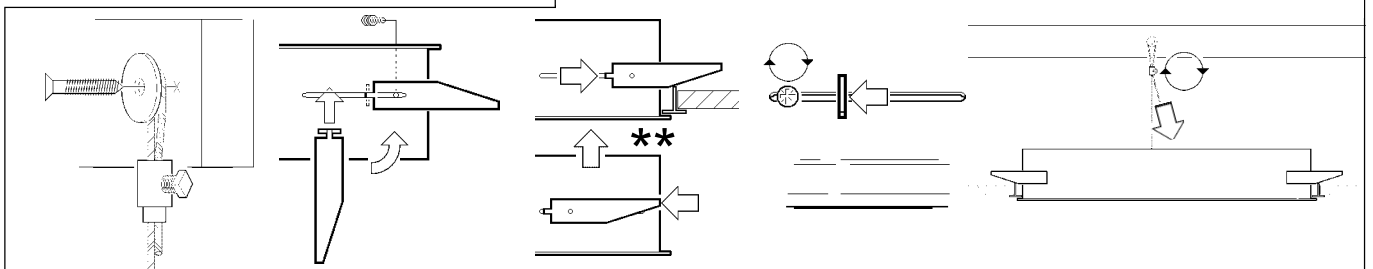
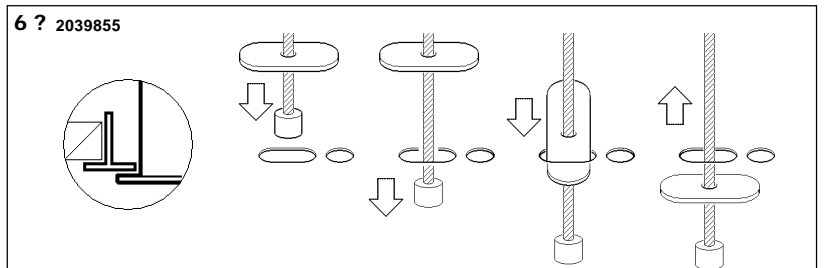
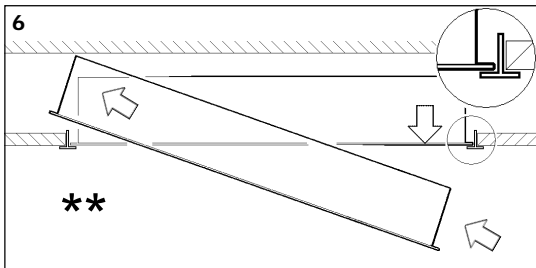
Disconnect from mains supply before replacing the fuse or the lamp.
 Vor dem Einsetzen der Sicherung oder der Lampe Spannungsfreiheit herstellen.
Débrancher le secteur avant de remplacer le fusible ou l'ampoule.
 Desconectar del suministro de la red, antes de realizar la sustitución del fusible o de la lámpara.
Voor het vervangen van lamp of zekering, eerst netspanning uitschakelen.
 Koppla bort spänningen före byte av en säkring eller en lampa.



Switch Off
 Abschalten
Débrancher
 Desconectar
Uitschakelen
 Stäng av

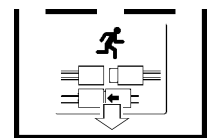


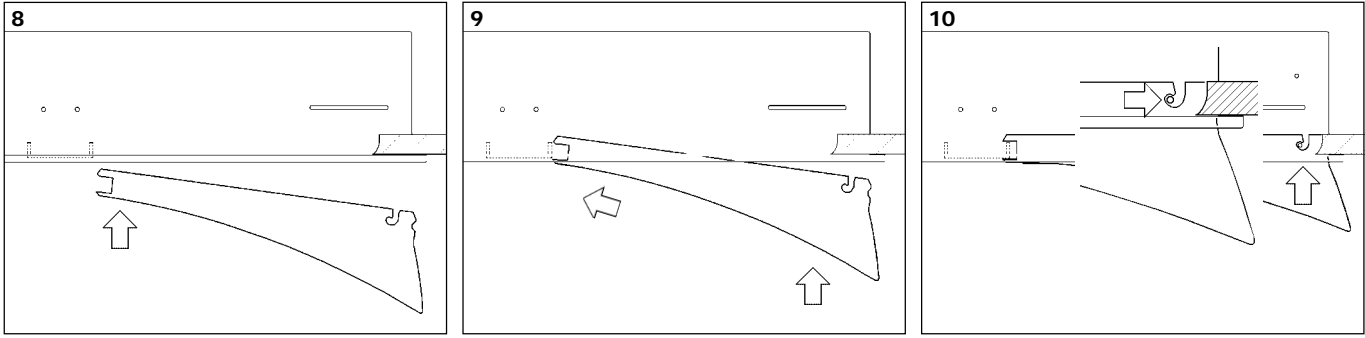
* L = Live N = Neutral ⊕ = Earth = Emergency = Dimmer D1 = Digital Dimming D2 = Digital Dimming = Switched = UNSwitched



Battery:
6 Cell
Ni-Cd/NiMH
4.8V x 4Ah

COMMISSIONING DATE	JAN	FEB	MAR	APR
	2006	2007	2008	2009
2010	2011	2012	2013	
2014	2015	2016	2017	





Routine Testing.

Testing should be carried out in accordance with the recommendations of BS 5266.

- 1.) A monthly functional test.
- 2.) Twice yearly, a one hour duration test.
- 3.) Every three years, a full three hour duration test.

(The above tests assume a three hour system.)

- 4.) Batteries shall be replaced when the luminaire no longer meets 3 hours duration performance.
- 5.) Testing could be performed by interrupting the fixed phase supply for the test duration, during which the luminaire should remain lit.

To assist with this testing, a test record chart is supplied below. The test engineer should sign and date each test.

If the charge indicator (**LED**) is **unlit**, this signifies a **fault**. To increase the chance of a fault being reported between monthly tests, it is desirable that occupants are made aware of the purpose of the indicator.

This module should not be modified or repaired by any person other than those nominated by the manufacturer. **ANY** unauthorised modifications may render the module unsafe and will invalidate our warranty and conformance to any safety standards that may apply. The company will accept no responsibility for any modified modules, or for damage caused as a result of any modifications.

All details are given for guidance only and do not constitute a contract. We reserve the right to change the characteristics of products without notice.

Test Record		Type.....	Location.....				
Month	Test	1st Year	2nd Year	3rd Year	4th Year	5th year	
	1. Functional						
	2. Functional						
	3. 1Hour						
	4. Functional						
	5. Functional						
	6. Functional						
	7. Functional						
	8. Functional						
	9. 1Hour						
	3 Hour						
	10. Functional						
	11. Functional						
	12. Functional						

Suitable for use indoors

Geeignet für Innenanwendung

Pour un usage interne

Adecuada para uso en interiores

Geschikt voor gebruik binnen

Lämpig för inomhusbruk



Replace any cracked protective shield.

Dieses symbol bedeutet, dass defekte schutzgläser sofort ersetzt werden müssen.

Ce symbol indique que vous devez remplacer tout verre de protection fêlé.

Este simbolo indica que hay que 'reemplazar filtros en caso de rotura o desperfectos'.

Dette symbolet indikerer at alle ødelagte (sprukne) sikkerhetglass må skiftes.

Valaisinta ei saa käyttää ilman suojalasiasa vioitunut suojalasi on vaihdettava uuteen ennen valaisimen käyttöön ottoa.

These Products are protected by the following Patents and Design Registrations: Patent Application: GB0606684.9 Design Registration: EU 509427

< Millimetres >



This Electrical Product
MUST be recycled.



Concord:marlin

Avis Way Newhaven East Sussex BN9 0ED
T 0870 606 2030 F 01273 512 688 email: information@concordmarlin.com

